


MOTTO®

Tiles & Bathware



NEO

C O L L E C T I O N

800x1600mm

9mm Thickness

NEO


COLLECTION

Introducing Neo, our premium tile collection in an elegant 800x1600mm format. Crafted for modern living spaces, Neo offers a bold blend of scale and sophistication, setting a new standard in contemporary design aesthetics.

Each tile features a depthful punched surface, delivering a tactile richness that adds character and dimension to any environment. The textures invite both sight and touch, creating a truly immersive surface experience.

With its refined parallel linear texture, Neo brings a sense of movement and harmony to walls and floors. Whether in residential or commercial settings, it seamlessly enhances architectural expression with lasting beauty and style.

800X
1600MM



Textural Marvel In True Sense

800x1600mm



Technical Features

Our slabs are designed with advanced technical features to ensure exceptional durability and aesthetics. With anti-transparent grits and low reflection properties, they offer a sleek and refined appearance.

The abrasion-resistant surface ensures they withstand daily wear and tear, maintaining their beauty over time. Crafted to replicate the elegance of natural stone, these slabs provide a long-lasting surface akin to marble, making them a perfect choice for spaces requiring both style and resilience.



Frost
Resistance



High Abrasion
Resistance



Anti-Slip
Surface



Fire
Resistance



Increasing life
span of Tile



Long life surface like
natural wood



Different particle size to
get structure difference



Creation of premium
range of tile (sumptuous)



Water
Resistance

Application Areas

Our surfaces are ideal for various applications, from residential homes to high-traffic public areas, ensuring durability and aesthetic appeal.



Residential Areas



Commercial Areas



Hospitals



Shops & Malls




Hotels & Restaurants



Schools & Colleges



Religious Places



Railway Stations



Parks & Outdoor Furnitures



Public Places

Application Possibilities

Our versatile slabs enhance kitchen countertops, bathtubs, staircases, etc combining durability, elegance and timeless aesthetics to each ambiance.



Door & Window Frame



Kitchen Countertop



Dining Table

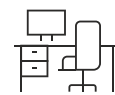
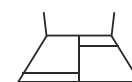


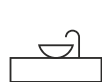
Table Top



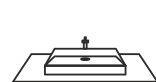
Shelves



Floor & Wall



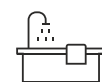
Vanity Top



Wash Basin



Stair Case



Bath Tub





Neo Cemento & Decor



Neo Cemento & Decor

Neo Cemento



Neo Cemento Decor



Size : 800x1600mm

Thickness : 9mm

Finish : Matt

Design : Random



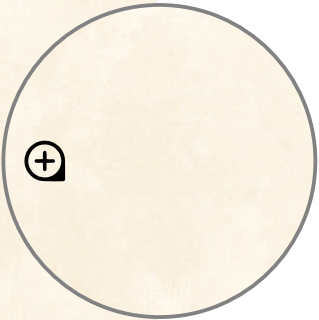


Neo Crema & Decor

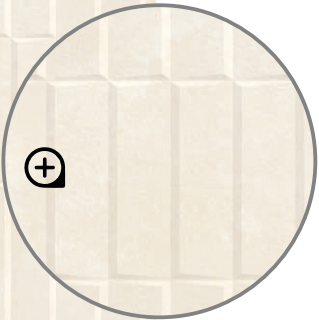


Neo Crema & Decor

Neo Crema



Neo Crema Decor



Size : 800x1600mm
Thickness : 9mm
Finish : Matt
Design : Random





Neo Crete & Decor



Neo Crete & Decor

Neo Crete



Neo Crete Decor



Size : 800x1600mm

Thickness : 9mm

Finish : Matt

Design : Random






Neo Graphite & Decor




Neo Graphite & Decor

Neo Graphite



Neo Graphite Decor



Size : 800x1600mm
Thickness : 9mm
Finish : Matt
Design : Random





Neo Grey & Decor



Neo Grey & Decor

Neo Grey



Neo Grey Decor



Size : 800x1600mm
Thickness : 9mm
Finish : Matt
Design : Random





Neo Gris & Decor



Neo Gris & Decor

Neo Gris



Neo Gris Decor



Size : 800x1600mm

Thickness : 9mm

Finish : Matt

Design : Random

Scan For Virtual






Neo Nero & Decor




Neo Nero & Decor

Neo Nero



Neo Nero Decor



Size : 800x1600mm

Thickness : 9mm

Finish : Matt

Design : Random



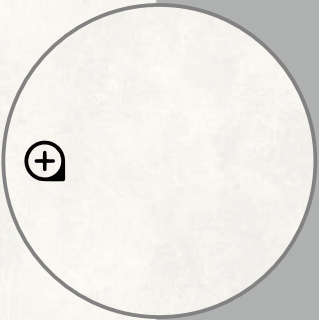


Neo White & Decor

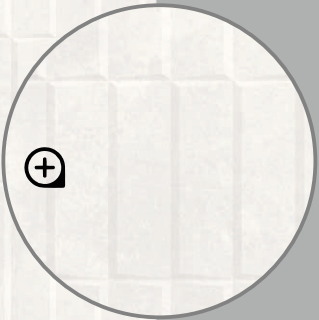



Neo White & Decor

Neo White



Neo White Decor



Size : 800x1600mm

Thickness : 9mm

Finish : Matt

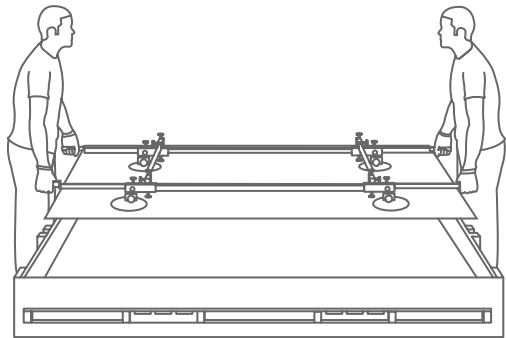
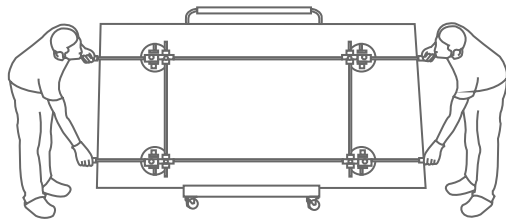
Design : Random



MANUALLY TRANSPORTING TILES

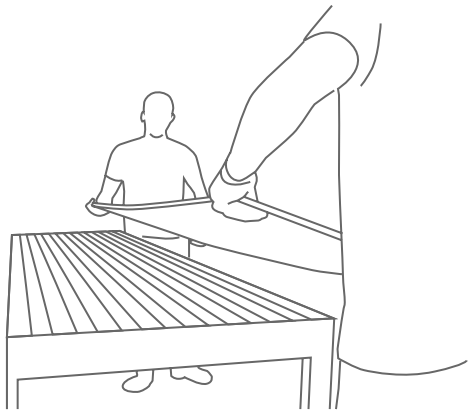
Only for 1/4" Slabs

MOVING A TILE

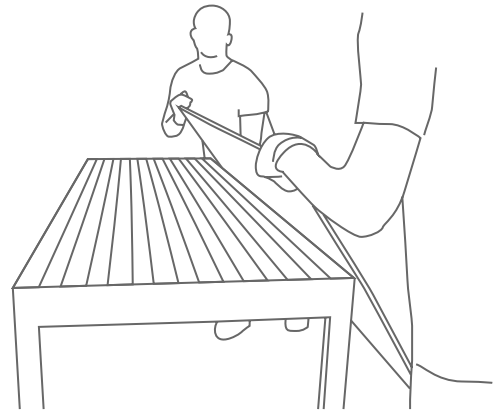


WATCH
INSTALLATION
PROCESS

RAISING A IMMODERATE TILE ONTO A BENCH

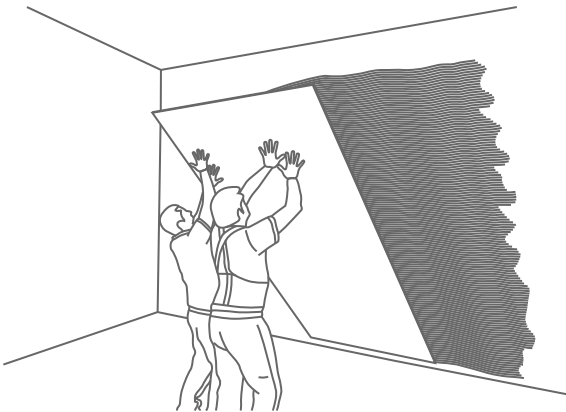


✗ INCORRECT

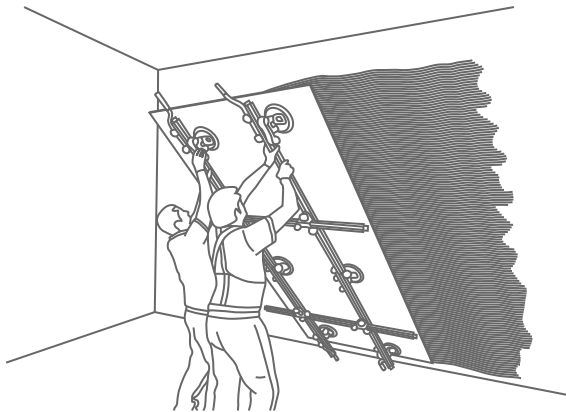


✓ CORRECT

HANDLING IMMODERATE TILE FOR WALL



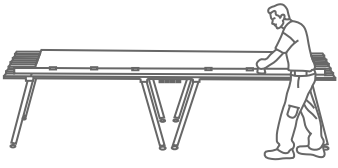
✗ INCORRECT



✓ CORRECT

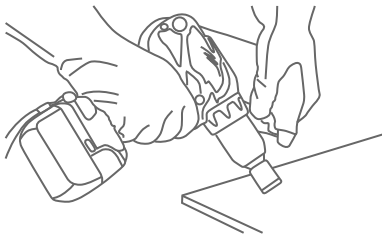

WORKING WITH THE VARIOUS VERSIONS OF TILES

CUTTING WITH DIAMOND DISCS



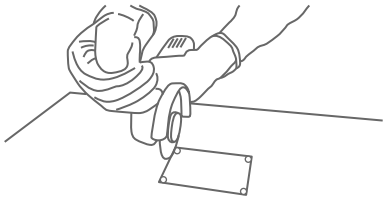
Our products can be cut using diamond discs fitted onto the hand-held electrical grinding machine. The speed of Disc rotation must be high (>10000 RPM) and should have a low feed rate (< 1 m/min). It may be required to cool the disc with water. Recommended discs are the thin types generally used for cutting porcelain stoneware. The surface should be kept on a FLAT base while cutting without any gap underneath

DRILLING



You can use cutting discs fitted to battery-operated screwdrivers or angle grinders, electrical drills as an alternative.

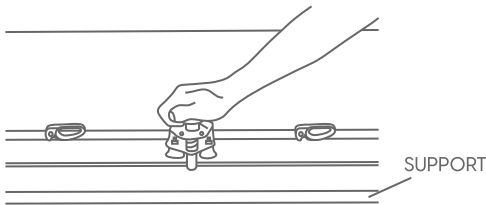
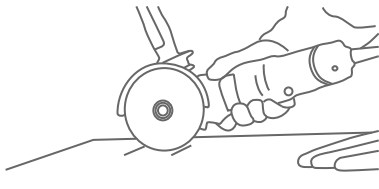
INTERNAL CUT / L-SHAPED CUT



To get internal and L-shaped corners & to reduce the risk of breakage, round o the vertex of the internal corner using bits with a radius of at least 5mm. Then cut with diamond discs, be cautious to stop moving the cutting tool forward. To drill and cut using diamond discs, follow the instructions provided above.

When using these tools:
-Cool the point being drilled with water
-Don't put too much pressure and bear in mind the resistance of the type of laminated stoneware you are working on
-If you are using tungsten bits, start drilling at a low speed
-If you are using drills or screwdrivers, do not select hammering mode

EDGE-FINISHING




INSTRUCTIONS FOR MANUAL INSTALLATION

SINGLE LAYER METHOD



DOUBLE-LAYER METHOD



COMPRESSING THE TILE



IMPORTANT

All cutout corners must have a minimum diameter of 1/4".Never leave 90° angles.We recommend radiuses of more than 1/4" when the kitchen the design allows as it makes the countertop firmer.



CORRECT



INCORRECT



INCORRECT



INCORRECT

CLEANING & MAINTENCE

Our products are non porous (due to their high quality raw materials, stringent production parameters and state of the art technology), hence any dust or deposited waste cannot penetrate the surface.

For most cases only a damp cloth is sufficient for cleaning.

Regular cleaning highlights the aesthetic features of the surface and gives it exceptional shine.

For highly aggressive cleaning caused by some common food and substances follow the table below.

TYPE OF STAIN	CHEMICAL PRODUCT	EXAMPLE
Grease	Alkaline - Solvent	Detergent
Oil	Solvent	Ammonia, Backing Soda
Ink	Oxidant - Solvent	Alcohol, Liquid Bleach, Nail Paint Remover
Rust	Acid	Hydrochloric Acid, Vinegar, Red Harpic
Lime	Acid	Descaling Reagent, Hydro Chloric Acid
Cement	Acid	Hydro Chloric Acid
Wine	Alkaline	Ammonia, Liquid Bleach
Coffee	Alkaline - Solvent	Ammonia, Liquid Bleach
Rubber	Solvent	Alcohol, Thinner
Plaster	Acid	Hydro Chloric Acid
Candle Wax	Solvent	Alcohol, Thinner
Iodine	Oxidant	Liquid Bleach
Blood	Oxidant	Liquid Bleach
Ice Cream	Alkaline	Liquid Bleach


Note: It is recommended that any kind of stain needs to get clean immediately / as soon as possible.

TECHNICAL SPECIFICATIONS

CHARACTERISTIC	STANDARD AS PER ISO-13006/2018 En14411 gr.bla	MOTTO VALUE	TEST METHOD
Regulatory Properties			
Deviation in Length & Width	±0.5%	±0.2%	ISO 10545-2
Deviation in Thickness	±5%	±5%	ISO 10545-2
Straightness of Sides	±0.5%	±0.2%	ISO 10545-2
Rectangularity	±0.5%	±0.2%	ISO 10545-2
Surface Flatness	±0.5%	±0.3%	ISO 10545-2
Colour Difference	ΔE<1,00	ΔE<0,30	ISO 10545-16
Glossiness	As per Mfg.	As Per Mfg.	GlossMeter
Structural Properties			
Water Absorption	≤0.5 %	≤0.3 %	ISO 10545-3
Apparent Density	As Per Mfg.	>2,20 g/cc	ISO 10545-3
Massive Mechanical Properties			
Modulus of Repture	Min.35N/mm ²	Min.40N/mm ²	ISO 10545-4
Breaking Strength	Min. 1300 N	Min. 2000 N	ISO 10545-4
Impact Resistance	As per Mfg.	Min. 0.55	ISO 10545-4
Surface Mechanical Properties			
Surface Abrasion Resistance	As per Mfg.	Min. class 3	ISO 10545-7
Moh's Hardness	As per Mfg.	Min. class 4	BS EN 15771
Thermo Hygrometric Properties			
Frost Resistance	As Per Mfg.	Frost Proof	ISO 10545-12
Thermal Shock Resistance	Min. 10 Cycle	Min. 10 Cycle	ISO 10545-9
Moisture Expansion	Max. 0.6mm/m	Max. 0.02mm/m	ISO 10545-10
Thermal Expansion	Max. 9.0 x 10 ⁻⁶	Max. 6.0x10 ⁻⁶	ISO 10545-8
Chemical Properties			
Chemical Resistance	As Per Mfg.	No Damage	ISO 10545-13
Stain Resistance	Resistant	Resistant	ISO 10545-14
Safety Properties			
Slip Resistance	As per Mfg.	N. A.	DIN 51130
Fire Resistance	As per Mfg.	Fire Proof	N. A.

PACKING DETAILS

Dimension (mm)	No. of PC's/Box	Square Feet	Weight (Approx)
800x1600mm	2 Pcs.	27.5 Sq. Feet	52 Kg.



MOTTO GROUP

8-A, National Highway, Sartanpar Road, At. Sartanpar,
Ta. Wankaner, Morbi - 363 621, Gujarat, INDIA

Mail. info@mottogroup.in, **Web.** www.mottogroup.in

Toll-free. 1800 123 2124

Call. +91 95123 80072

Scan for Catalogue

