




CRAFTING PERFECTION



LIMESTONE
SERIES



800x1600mm

9mm Thickness

MOTTO[®]
Tiles & Bathware

INSPIRED BY ELEMENTAL ROCK WITH AN ARRAY OF COMPLEXION

Natural, touch, and anti-slip surface finishes, as well as the uneven edges, create an appealing contrast that gives the collection a rustic chic look. Each limestone tile is absolutely unique and features old shells and dinosaur fragments, which is one of their inherent beauties.

www.mottogroup.in





COLORS

MOTTO®
Tiles & Bathware


Here we are offered a wide range of earthy tones and finish choices that match limestone tiles. Whichever hue or style of limestone tile you choose, the earthy charm will give your living space a modern yet classic touch.

It reflects the delicate, camel hue is the sphere hue of limestone flooring, so limestone tiles give a broad range of hues from dove hue limestone to the deepest black - it strikes the ideal blend of beauty, comfort, and durability, additionally, we introduce limestone silver hue which is the ease of care.



**EXTREMELY
RESILIENT AND
RESILIENT TO SUSTAIN**

limestone can be put in an array of configurations. You could discover various substances that will suit every corner of your living space. Limestone tiles give each space an eternal, rustic feel.



EDGE PROFILES

Fullbody 800x1600mm designs are available in matt finishes and different types of edge profiles to expand your design options. Offering unmatched durability with no maintenance, easy-care convenience, and superior stain resistance, we are back with our surfaces with a transferable Full Lifetime Warranty to ensure years of flawless service.

This design has been beautifully crafted with particular attention paid to different types of edges which help to not only understand the design pattern of different areas but also satisfy the requirements of the perfect fitting.



COLOR BODY
SERIES



COLOR BODY SERIES

CHOOSE WISELY WITH A SUPERIOR SURFACE

Rustic Matt Tiles are a great option for high-humidity spaces like the kitchen or bathroom. Rustic Matt tiles are simple to keep clean with periodic mopping. Its rough texture lends it to slippery flooring and provides a build-in anti-skid feature.

AVAILABLE SIZES

800x1600mm | 60x250mm

www.mottogroup.in

Features









Limestone tiles are the ideal choice for flooring as it's tough and does not easily deteriorate. As well as limestone is also more comfortable to walk on because of its modest softness to the touch.

-  9MM Thickness
-  Frost Resistance
-  High Load Resistance
-  Thermal Impact
-  Anti-slip Finish
-  Removable & Reuse
-  Easy to Install
-  Chemical Resistance
-  Ecological Finish
-  Fire Proof




FEEL THE CREATIVE
FREEDOM OF
IMPRESSIVE FORMATS

Application Area

-  RESIDENTIAL
-  MALLS
-  RESTAURANT
-  HOTELS
-  OFFICE
-  PUBLIC SPACES
-  AIRPORTS
-  TRAIN STATION

Limestone can be an extremely resilient floor covering that endures high-traffic areas with an adequate finish. Limestone is first-rate, with unrivaled quality and appeal. These tiles are for use, among several other locations, in bedrooms and living rooms.



MOTTO
Tiles & Bathware

Limestone Beige


COLOR BODY
SERIES

Size : 800x1600mm
Finish : GHR + Punch
Type : Colour Body
Design : Endless
Thickness : 9mm

Size : 60x250mm
Finish : GHR + Punch
Type : Vitrified Body
Design : Random
Thickness : 8.5mm



∞ endless




Scan For Virtual

360°



MOTTO®
Tiles & Bathware

LIME STONE BEIGE



Limestone Grigio


COLOR BODY
SERIES

Size : 800x1600mm
Finish : GHR + Punch
Type : Colour Body
Design : Endless
Thickness : 9mm

Size : 60x250mm
Finish : GHR + Punch
Type : Vitrified Body
Design : Random
Thickness : 8.5mm



∞ endless




Scan For Virtual





LIME STONE GRIGIO




MOTTO[®]
Tiles & Bathware

Limestone Nero


COLOR BODY
SERIES

Size : 800x1600mm
Finish : GHR + Punch
Type : Colour Body
Design : Endless
Thickness : 9mm

Size : 60x250mm
Finish : GHR + Punch
Type : Vitrified Body
Design : Random
Thickness : 8.5mm



∞ endless




Scan For Virtual



MOTTO®
Tiles & Bathware

LIME STONE NERO





Limestone Silver

COLOR BODY
SERIES

Size : 800x1600mm
Finish : GHR + Punch
Type : Colour Body
Design : Endless
Thickness : 9mm

Size : 60x250mm
Finish : GHR + Punch
Type : Vitrified Body
Design : Random
Thickness : 8.5mm



∞ endless



Scan For Virtual

360°

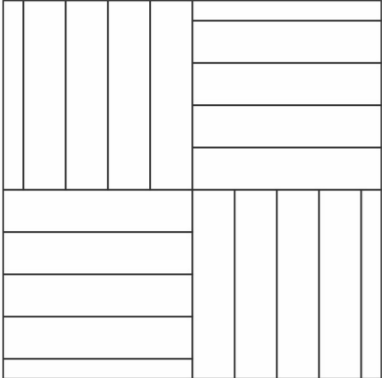


MOTTO®
Tiles & Bathware

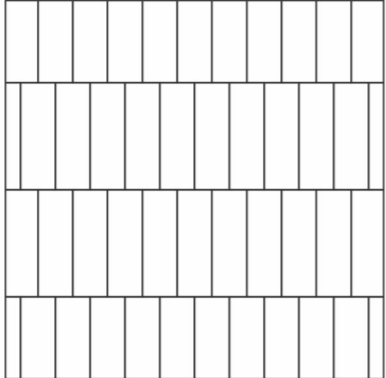


LIME STONE SILVER

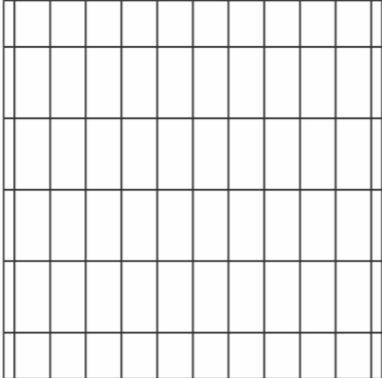
LAYING PATTERNS



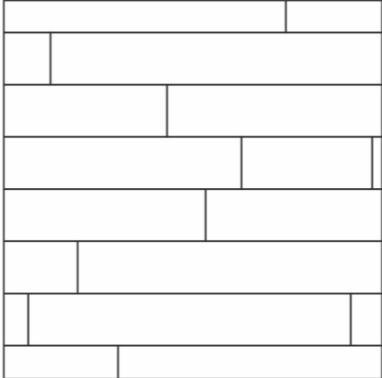
Cross Hatch




Vertical Stack Alternating




Vertical Stack



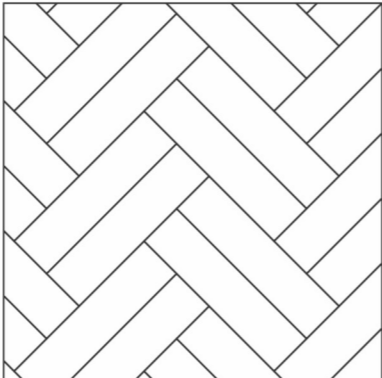
Wood Strip



Hearingbone 45 Degree

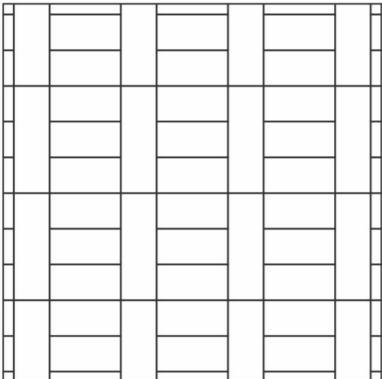




Hearingbone

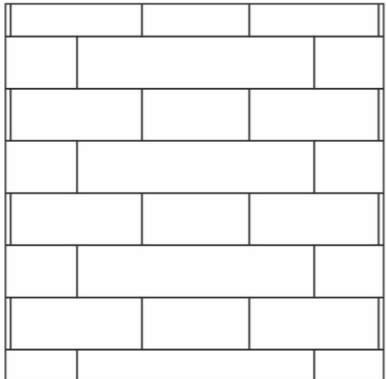


Double Hearingbone

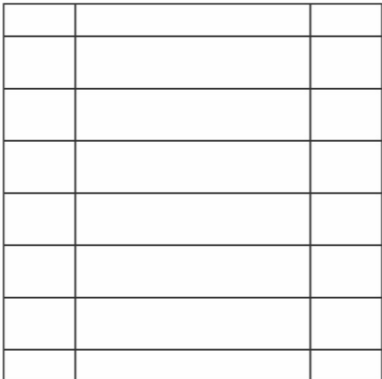
Degree of Colour Change
 HUGH SHADE & TEXTURE VARIATION
 WITHIN EACH CARTON



Ladder System



Horizontal Brick Bond



Horizontal Strck

Please note that there may be variations in the colours due to the random design concept, which is part of the unique beauty of this concept. We advise you to view the actual tiles before making a final decision on colours. It is important to keep a gap of 2 mm between tiles during installation.

As a Precautionary measure, we recommend conducting a dry mock installation of the tiles to ensure seamless final installation.

Keep in mind that size and shape variation are inherent properties of all vitrified tiles and should not be considered as a manufacturing defect.

Claims made post-installation will not be address.

We are honoured to be a part of your home and are committed to providing you with a lifetime of joy and happiness.

WORKING WITH THE VARIOUS VERSIONS OF TILES FINISH

CUTTING WITH DIAMOND DISCS



Our products can be cut using diamond discs fitted onto the hand-held electrical grinding machine. The speed of Disc rotation must be high (>10000 RPM) and should have a low feed rate (<1 in/min). It may be required to cool the disc with water. Recommended discs are the thin types generally used for cutting porcelain stoneware. The surface should be kept on a FLAT base while cutting without any gap underneath

DRILLING



You can use cutting discs fitted to battery-operated screwdrivers or angle grinders, electrical drills as an alternative.

INTERNAL CUT / L-SHAPED CUT

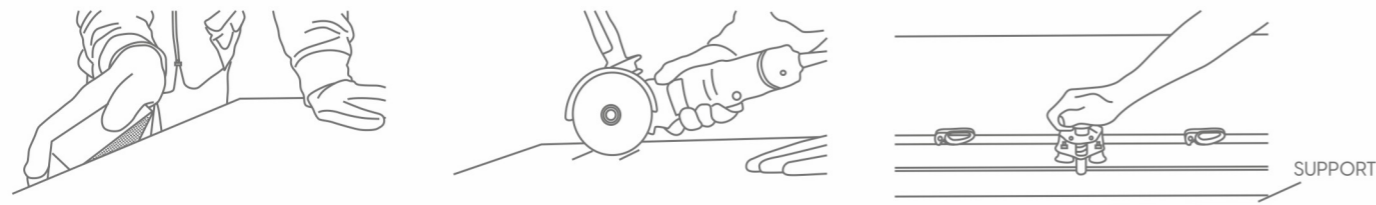


To get internal and L-shaped corners & to reduce the risk of breakage, round o the vertex of the internal corner using bits with a radius of at least 5mm. Then cut with diamond discs, be cautious to stop moving the cutting tool forward. To drill and cut using diamond discs, follow the instructions provided above.

When using these tools:

- Cool the point being drilled with water
- Don't put too much pressure and bear in mind the resistance of the type of laminated stoneware you are working on
- If you are using tungsten bits, start drilling at a low speed
- If you are using drills or screwdrivers, do not select hammering mode

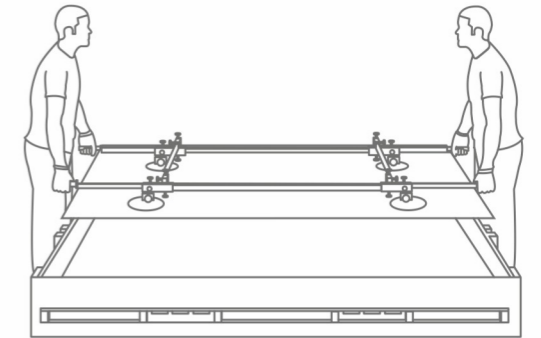
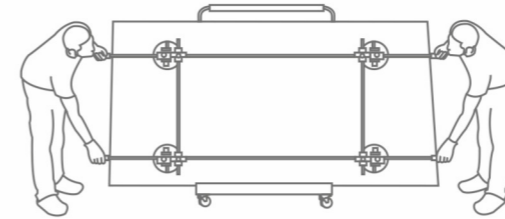
EDGE-FINISHING



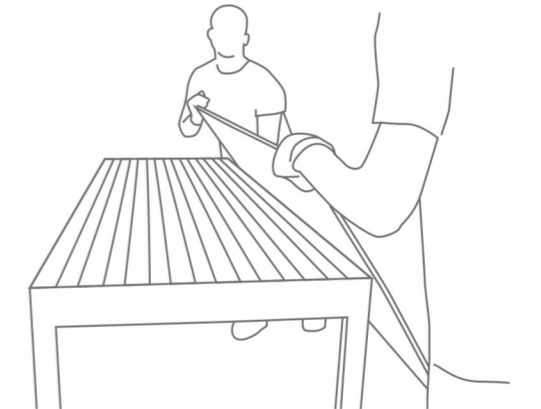
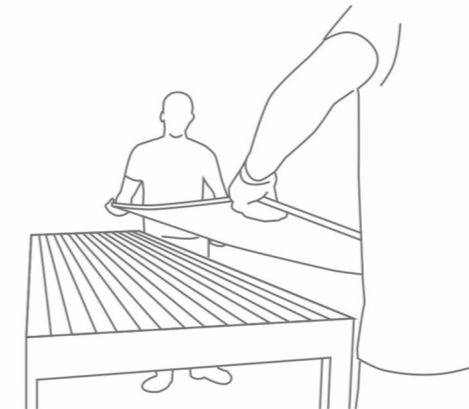
MANUALLY TRANSPORTING PORCELAIN FINISH

Only for 1/4- Slabs

MOVING OUR TILES



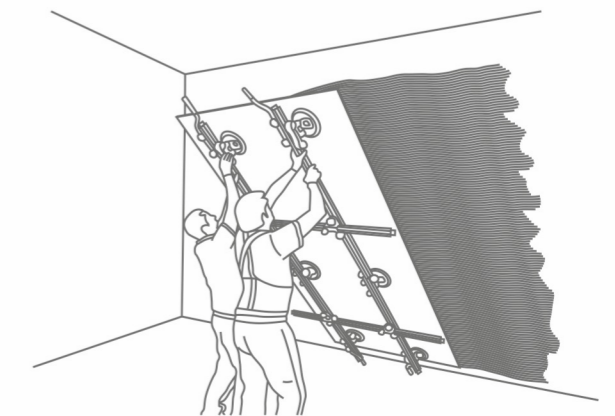
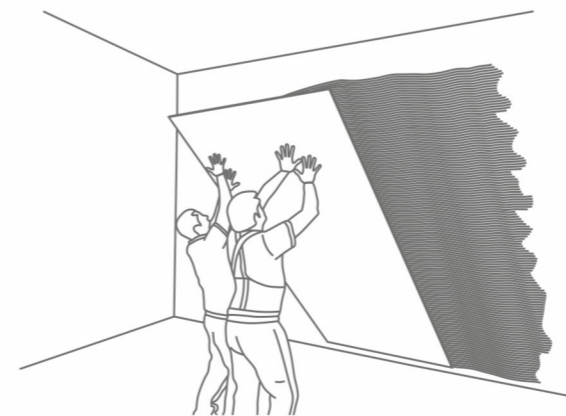
RAISING TILE ONTO A BENCH



✗ INCORRECT

✓ CORRECT

HANDLING TILES FOR WALL



✗ INCORRECT

✓ CORRECT

CLEANING & MAINTENCE

Our products are non porous (due to their high quality raw materials, stringent production parameters and state of the art technology), hence any dust or deposited waste cannot penetrate the surface.

For most cases only a damp cloth is sufficient for cleaning.

Regular cleaning highlights the aesthetic features of the surface and gives it exceptional shine.

For highly aggressive cleaning caused by some common food and substances follow the table below.

TYPE OF STAIN	CHEMICAL PRODUCT	EXAMPLE
Grease	Alkaline - Solvent	Detergent
Oil	Solvent	Ammonia, Backing Soda
Ink	Oxidant - Solvent	Alcohol, Liquid Bleach, NailPaint Remover
Rust	Acid	Hydrochloric Acid, Vinegar, Red Harpic
Lime	Acid	Descaling Reagent, Hydra Chloric Acid
Cement	Acid	Hydro Chloric Acid
Wine	Alkaline	Ammonia, Liquid Bleach
Coffee	Alkaline - Solvent	Ammonia, Liquid Bleach
Rubber	Solvent	Alcohol, Thinner
Plaster	Acid	Hydro Chloric Acid
Candle Wax	Solvent	Alcohol, Thinner
Iodine	Oxidant	Liquid Bleach
Blood	Oxidant	Liquid Bleach
Ice Cream	Alkaline	Liquid Bleach

Note: It is recommended that any kind of stain needs to get clean immediately / as soon as possible.

TECHNICAL SPECIFICATIONS

CHARACTERISTIC	STANDARD AS PER ISO-13006/2018 En14411 grbla	MOTTO VALUE	TEST METHOD
Regulatory Properties			
Deviation in Length & Width	+0.5%	+0.2%	ISO 10545-2
Deviation in Thickness	+5%	+5%	ISO 10545-2
Straightness of Sides	+0.5%	+0.2%	ISO 10545-2
Rectangularity	+0.5%	+0.2%	ISO 10545-2
Surface Flatness	+0.5%	+0.3%	ISO 10545-2
Colour Difference	AE<1.00	AE<0.30	ISO 10545-16
Glossiness	As per Mfg.	As Per Mfg.	GlossMeter
Structural Properties			
Water Absorption	<0.5 %	<0.3 %	ISO 10545-3
Apparent Density	As Per Mfg.	>2.20 g/cc	ISO 10545-3
Massive Mechanical Properties			
Modulus of Repture	Min. 35N/mm²	Min. 40N/mrn ²	ISO 10545-4
Breaking Strength	Min. 1300 N	Min. 2000 N	ISO 10545-4
Impact Resistance	As per Mfg.	Min. 0.55	ISO 10545-4
Surface Mechanical Properties			
Surface Abrasion Resistance	As per Mfg.	Min. class 3	ISO 10545-7
Moh's Hardness	As per Mfg.	Min. class 4	BS EN 15771
Thermo Hygrometric Properties			
Frost Resistance	As Per Mfg.	Frost Proof	ISO 10545-12
Thermal Shock Resistance	Min. 10 Cycle	Min. 10 Cycle	ISO 10545-9
Moisture Expansion	Max. 0.6mm/m	Max. 0.02mm/m	ISO 10545-10
Thermal Expansion	Max. 9.0 x 10⁻⁶	Max. 6.0x10 ⁻⁶	ISO 10545-8
Chemical Properties			
Chemical Resistance	As Per Mfg.	No Damage	ISO 10545-13
Stain Resistance	Resistant	Resistant	ISO 10545-14
Safety Properties			
Slip Resistance	As per Mfg.	N. A.	DIN 51130
Fire Resistance	As per Mfg.	Fire Proof	N. A.

PACKING DETAILS

Dimension (mm)	No. of PC's/Box	Square Feet	Weight (Approx)
800x1600mm	2 Pcs.	27.55 Sq. Feet	52 Kg.
60x250mm	32 Pcs.	5.167 Sq. Pcs.	10 Kg.



MOTTO GROUP

8-A, National Highway, Sartanpar Road, At. Sartanpar,
Ta. Wankaner, Morbi - 363 621, Gujarat, INDIA

Mail. info@mottogroup.in, **Web.** www.mottogroup.in

Toll-free. 1800 123 2124

Call. +91 95123 80072

Scan for Catalogue

