



STUNNING & INSPIRING



GEMSTONE
SERIES



800x1600mm


9mm Thickness

GEMSTONE SERIES

Introducing our Gemstone Series, a stunning collection of 800x1600 mm tiles, crafted to elevate every space with elegance and style. Featuring five unique punch textures, each tile is designed through innovative research to provide unmatched aesthetics and durability.

The distinct punch textures add a tactile depth, enhancing the visual appeal of any ambiance, whether modern or classic. With a wide range of exquisite designs and shades, the Gemstone Series perfectly combines functionality and beauty, making it the ideal choice for transforming your interiors into a masterpiece.

Feel the
Real Depth






Magnificence Meets Versatility

Our new tile series is a fusion of magnificence & versatility! Each of the five stunning tiles showcases unique patterns and textures, perfect for transforming any space.

Whether you're aiming for a contemporary look or a classic feel, these tiles blend elegance with functionality. Ideal for floors, walls, or statement pieces, our versatile collection allows you to express your personal style effortlessly. Enhance your interiors with tiles that inspire both creativity and sophistication.





Enduring Beauty Lasting Forever

Experience "Enduring Beauty, Lasting Forever" with our latest tile collection. Crafted with a substantial 9 mm thickness, these tiles ensure durability while exuding elegance.

The exquisite matt finish enhances the rich textures, adding depth and character to any space. Designed to withstand the test of time, our tiles maintain their beauty and integrity, making them the perfect choice for both residential and commercial applications. Elevate your interiors with tiles that promise lasting impressions and timeless charm.

Available colors



Explore our vibrant new tile series featuring five distinct colors, each carefully curated to enhance your living spaces. From the bold richness of deep hues to the subtle elegance of softer shades, there's a perfect option for every aesthetic.

Whether you desire a striking feature wall or a harmonious floor, our tiles offer endless design possibilities.

Each color has been crafted to evoke emotion and complement various decor styles, making it easy to create a cohesive look throughout your home. The high-quality finish ensures durability while maintaining a fresh and contemporary appearance.

Transform your environment with tiles that not only beautify but also inspire. Discover the power of color and let your creativity flow with our versatile tile collection!

Available Size

800x1600mm | 9mm

200x200mm | 8.5mm

60x250mm | 8.5mm

Incredible Features


Our tiles are designed for ultimate durability and performance. With high load resistance and frost resistance, they withstand the elements while maintaining their beauty.

The easy-to-install design saves time, and the anti-slip finish ensures safety, making them the perfect choice for any space. Experience elegance and functionality combined with us.



Application Areas

Ideal for both walls and floors, our tiles enhance any space with their stunning designs. Create a seamless blend of beauty and practicality in residential and commercial settings.



Spectacular Texture Impress All

Our tiles boast spectacular textures that are sure to impress. Each design features unique patterns and finishes, adding depth and character to any space. From rustic charm to contemporary elegance, the rich textures create visual interest and tactile appeal.

Perfect for accent walls or statement floors, our tiles transform ordinary areas into extraordinary experiences. Enhance your ambiance with textures that not only catch the eye but also invite admiration from all who enter.





Gemstone Beige Decor

Size : 800x1600mm
Finish : Digi Matt + Glossy Granula & Punch



Size : 250x60mm
Finish : Digi Matt + Punch



Size : 200x200mm
Finish : Digi Matt + Punch



Gemstone Beige

Size : 800x1600mm
Finish : Digi Matt

Scan For Virtual



MOTTO[®]

Tiles & Bathware

GEMSTONE BEIGE



Gemstone Crema Decor

Size : 800x1600mm
Finish : Digi Matt + Glossy Granula & Punch



Size : 250x60mm
Finish : Digi Matt + Punch



Size : 200x200mm
Finish : Digi Matt + Punch



Gemstone Crema

Size : 800x1600mm
Finish : Digi Matt

Scan For Virtual





GEMSTONE CREMA




Gemstone Dove Decor

Finish : Digi Matt + Glossy Granula & Punch
Size : 800x1600mm



Size : 250x60mm
Finish : Digi Matt + Punch



Size : 200x200mm
Finish : Digi Matt + Punch



Gemstone Dove

Size : 800x1600mm
Finish : Digi Matt

Scan For Virtual



MOTTO
Tiles & Bathware



GEMSTONE DOVE



Gemstone Gris Decor

Size : 800x1600mm
Finish : Digi Matt + Glossy Granula & Punch



Size : 250x60mm
Finish : Digi Matt + Punch



Size : 200x200mm
Finish : Digi Matt + Punch



Gemstone Gris

Size : 800x1600mm
Finish : Digi Matt

Scan For Virtual



MOTTO[®]

Tiles & Bathware

GEMSTONE GRIS





Gemstone Smoke Decor

Size : 800x1600mm
Finish : Digi Matt + Glossy Granula & Punch



Size : 250x60mm
Finish : Digi Matt + Punch




Size : 200x200mm
Finish : Digi Matt + Punch



Gemstone Smoke

Size : 800x1600mm
Finish : Digi Matt

Scan For Virtual

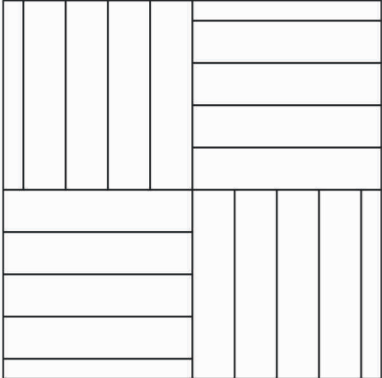


MOTTO®
Tiles & Bathware

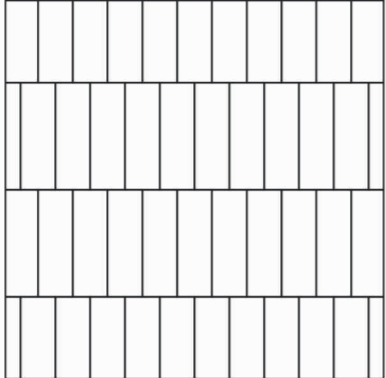


— GEMSTONE SMOKE


LAYING PATTERNS




Cross Hatch




Vertical Stack Alternating




Vertical Stack



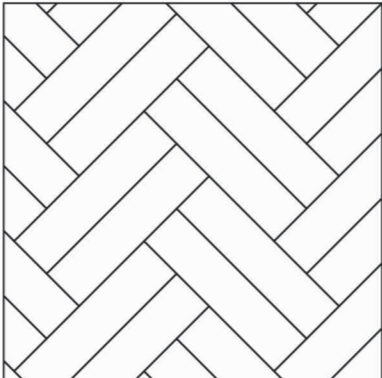
Wood Strip



Hearingbone 45 Degree

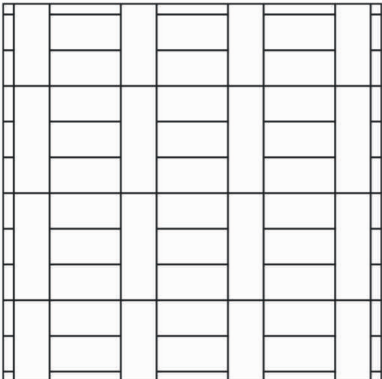




Hearingbone




Double Hearingbone

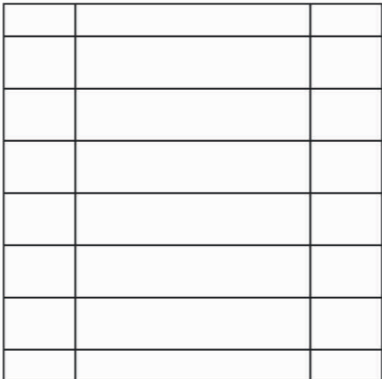
Degree of Colour Change
 HUGH SHADE & TEXTURE VARIATION
 WITHIN EACH CARTON



Ladder System



Horizontal Brick Bond



Horizontal Strck

Please note that there may be variations in the colours due to the random design concept, which is part of the unique beauty of this concept. We advise you to view the actual tiles before making a final decision on colours. It is important to keep a gap of 2 mm between tiles during installation.

As a Precautionary measure, we recommend conducting a dry mock installation of the tiles to ensure seamless final installation.

Keep in mind that size and shape variation are inherent properties of all vitrified tiles and should not be considered as a manufacturing defect.

Claims made post-installation will not be address.

We are honoured to be a part of your home and are committed to providing you with a lifetime of joy and happiness.

WORKING WITH THE VARIOUS VERSIONS OF TILES FINISH

CUTTING WITH DIAMOND DISCS



Our products can be cut using diamond discs fitted onto the hand-held electrical grinding machine. The speed of Disc rotation must be high (>10000 RPM) and should have a low feed rate (<1 in/min). It may be required to cool the disc with water. Recommended discs are the thin types generally used for cutting porcelain stoneware. The surface should be kept on a FLAT base while cutting without any gap underneath

DRILLING



You can use cutting discs fitted to battery-operated screwdrivers or angle grinders, electrical drills as an alternative.

INTERNAL CUT / L-SHAPED CUT

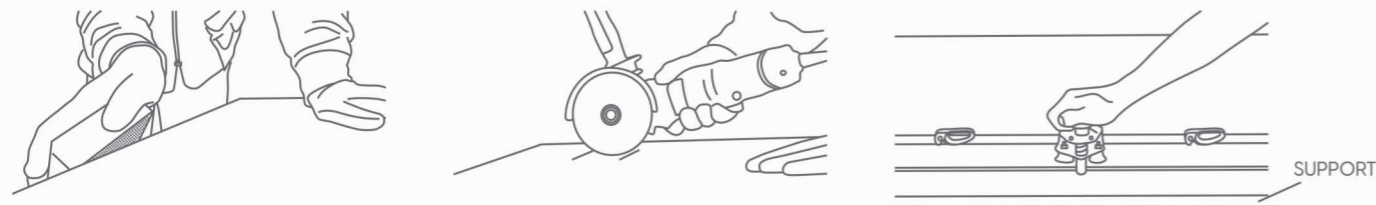


To get internal and L-shaped corners & to reduce the risk of breakage, round o the vertex of the internal corner using bits with a radius of at least 5mm. Then cut with diamond discs, be cautious to stop moving the cutting tool forward. To drill and cut using diamond discs, follow the instructions provided above.

When using these tools:

- Cool the point being drilled with water
- Don't put too much pressure and bear in mind the resistance of the type of laminated stoneware you are working on
- If you are using tungsten bits, start drilling at a low speed
- If you are using drills or screwdrivers, do not select hammering mode

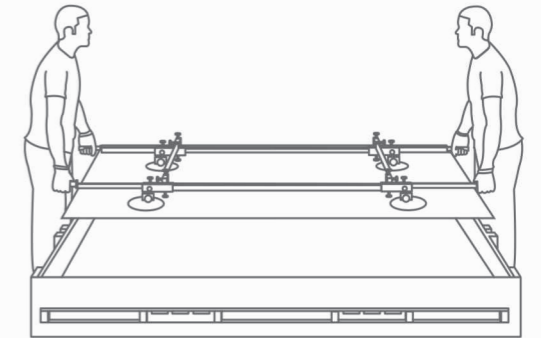
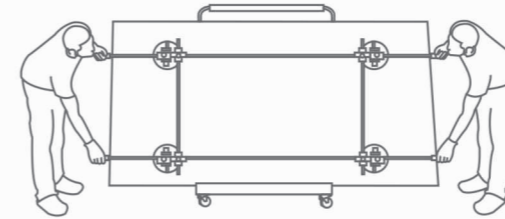
EDGE-FINISHING



MANUALLY TRANSPORTING PORCELAIN FINISH

Only for 1/4- Slabs

MOVING OUR TILES



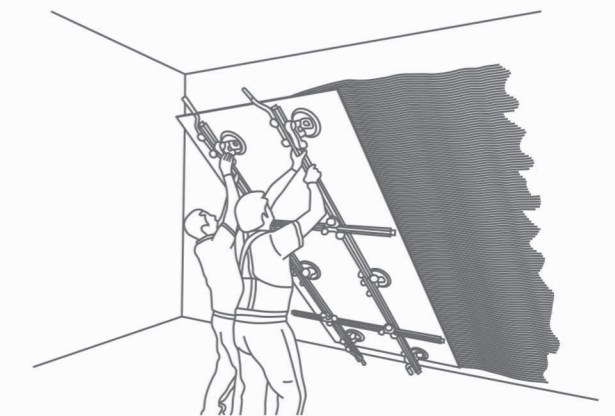
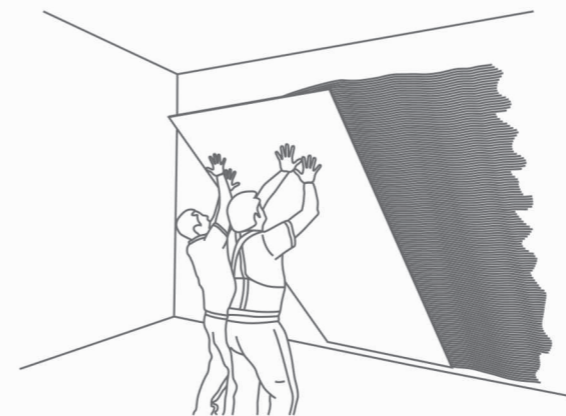
RAISING TILE ONTO A BENCH



✗ INCORRECT

✓ CORRECT

HANDLING TILES FOR WALL



✗ INCORRECT

✓ CORRECT

CLEANING & MAINTENCE

Our products are non porous (due to their high quality raw materials, stringent production parameters and state of the art technology), hence any dust or deposited waste cannot penetrate the surface.

For most cases only a damp cloth is sufficient for cleaning.

Regular cleaning highlights the aesthetic features of the surface and gives it exceptional shine.

For highly aggressive cleaning caused by some common food and substances follow the table below.

TYPE OF STAIN	CHEMICAL PRODUCT	EXAMPLE
Grease	Alkaline - Solvent	Detergent
Oil	Solvent	Ammonia, Backing Soda
Ink	Oxidant - Solvent	Alcohol, Liquid Bleach, NailPaint Remover
Rust	Acid	Hydrochloric Acid, Vinegar, Red Harpic
Lime	Acid	Descaling Reagent, Hydra Chloric Acid
Cement	Acid	Hydro Chloric Acid
Wine	Alkaline	Ammonia, Liquid Bleach
Coffee	Alkaline - Solvent	Ammonia, Liquid Bleach
Rubber	Solvent	Alcohol, Thinner
Plaster	Acid	Hydro Chloric Acid
Candle Wax	Solvent	Alcohol, Thinner
Iodine	Oxidant	Liquid Bleach
Blood	Oxidant	Liquid Bleach
Ice Cream	Alkaline	Liquid Bleach

Note: It is recommended that any kind of stain needs to get clean immediately / as soon as possible.

TECHNICAL SPECIFICATIONS

CHARACTERISTIC	STANDARD AS PER ISO-13006/2018 En14411 grbla	MOTTO VALUE	TEST METHOD
Regulatory Properties			
Deviation in Length & Width	+0.5%	+0.2%	ISO 10545-2
Deviation in Thickness	+5%	+5%	ISO 10545-2
Straightness of Sides	+0.5%	+0.2%	ISO 10545-2
Rectangularity	+0.5%	+0.2%	ISO 10545-2
Surface Flatness	+0.5%	+0.3%	ISO 10545-2
Colour Difference	AE<1.00	AE<0.30	ISO 10545-16
Glossiness	As per Mfg.	As Per Mfg.	GlossMeter
Structural Properties			
Water Absorption	<0.5 %	<0.3 %	ISO 10545-3
Apparent Density	As Per Mfg.	>2.20 g/cc	ISO 10545-3
Massive Mechanical Properties			
Modulus of Repture	Min. 35N/mm ²	Min. 40N/mrn ²	ISO 10545-4
Breaking Strength	Min. 1300 N	Min. 2000 N	ISO 10545-4
Impact Resistance	As per Mfg.	Min. 0.55	ISO 10545-4
Surface Mechanical Properties			
Surface Abrasion Resistance	As per Mfg.	Min. class 3	ISO 10545-7
Moh's Hardness	As per Mfg.	Min. class 4	BS EN 15771
Thermo Hygrometric Properties			
Frost Resistance	As Per Mfg.	Frost Proof	ISO 10545-12
Thermal Shock Resistance	Min. 10 Cycle	Min. 10 Cycle	ISO 10545-9
Moisture Expansion	Max. 0.6mm/m	Max. 0.02mm/m	ISO 10545-10
Thermal Expansion	Max. 9.0 x 10 ⁻⁶	Max. 6.0x10 ⁻⁶	ISO 10545-8
Chemical Properties			
Chemical Resistance	As Per Mfg.	No Damage	ISO 10545-13
Stain Resistance	Resistant	Resistant	ISO 10545-14
Safety Properties			
Slip Resistance	As per Mfg.	N. A.	DIN 51130
Fire Resistance	As per Mfg.	Fire Proof	N. A.

PACKING DETAILS

Dimension (mm)	No. of PC's/Box	Square Feet	Weight (Approx)
800x1600mm	2 Pcs.	27.55 Sq. Feet	52 Kg.
60x250mm	32 Pcs.	5.167 Sq. Pcs.	10 Kg.
200x200mm	24 Pcs.	10.3 Sq. Pcs.	18.5 Kg.



MOTTO GROUP

8-A, National Highway, Sartanpar Road, At. Sartanpar,
Ta. Wankaner, Morbi - 363 621, Gujarat, INDIA

Mail. info@mottogroup.in, **Web.** www.mottogroup.in

Toll-free. 1800 123 2124

Call. +91 95123 80072

Scan for Catalogue

