


MOTTO

FUTURE SURFACES

TIMELESS ELEGANCE



TERRAZZO  
COLLECTION



800x1600mm


9mm Thickness

MOTTO

FUTURE SURFACES

## About us

The grand inception of this pioneering organization took place more than a decade ago. Since its inception, Motto Group has become a leading Indian manufacturer and exporter of ceramic and vitrified tiles all around the globe. Its manufacturing unit in Morbi, Gujarat has a production capacity of 13,000 Sq. Mtrs. per day. With the latest technologies and modern machinery in its infrastructure, the group has been able to increase its production capacity significantly since its establishment. Motto is not only stunning the world with its enamoring product range but is also letting its customers experience new trends right in their space with exceptional service. Motto aspires to lead the industry and set a benchmark with its trendy and reliable products, which have been recognized by regulatory bodies such as ISO and CE. Motto Group with its outstanding leaders will continue to raise the bar, so as to transform the lifestyle of people from all over the world with its best products.





# INTRODUCING TERRAZZO

Unveiling the historic art of decorative flooring, we are proud to introduce our new collection "Terrazzo series", which explicitly unveils the art to seamless flooring with multiple finishes. Terrazzo flooring being the gem to one's eye has been a fascination for all generations since long. With great efforts and incomparable beauty we are proud to fulfil the fascination of billions. Terrazzo greatly known for its beauty and seamless pattern; is now accessible to all with our new launch. These extra-ordinarily crafted ceramic surface brightens up your space beyond imagination. Tailored with utmost care and attention at being seamless, these will uplift your surfaces to a tremendous new pace, setting a new trend, enriching your space with historic beauty.



# DESIGN AND ARCHITECTURE TOOLS

Precisely designed to satisfy the new trends of the era with a marvellous matt finish, suitable for every space. These surfaces drastically change the spatial quality of your space adding a soothing and calming effect to tranquilize the environment as well as adds a dazzle of dynamics and colors at the same time.





# HERITAGE, ART, INNOVATIVE, DESIGN.

Inspired from the ancient art of tiling to throw out a perfect contemporary look, beautifying your space drastically.

## THE ELEGANCE OF A PERFECT FINISH

These surfaces are not just a mimic to terrazzo, but also uplift its beauty to be a perfect match for the modern contemporary look with an elegant matt finish.



RESIDENTIAL



SHOPS



GARDEN & POOL



MALLS



HOTELS



PUBLIC SPACES



OFFICE



AIRPORTS



RESTAURANT



TRAIN STATION








## TERRAZZO WHITE

Available size :  
800x1600mm

Thickness  
9mm

Finish  
Matt Finish with Glossy Effect



### AESTHETIC APPEAL

OUR FINISHES ADORN THE SPACES WITH PANACHE, INTRICATE AND IMMENSE. THE SCINTILLATING TEXTURE DISPLAYS THE VIBRANT AS WELL AS SERENITY OF A GLORY.



MOTTO

FUTURE SURFACES

TERRAZZO




## TERRAZZO BLACK

Available size :  
800x1600mm

Thickness  
9mm

Finish  
Matt Finish with Glossy Effect

Design  
Random ( 4 Phase )



### MESMERIZING CRAFTSMANSHIP

GRACING YOUR SPACES WITH UTMOST CHARM WHICH LEAVES AN EVERLASTING IMPRESSION.

[www.mottogroup.in](http://www.mottogroup.in)






## TERRAZZO SLATE GREY

Available size :  
800x1600mm

Thickness  
9mm

Finish  
Matt Finish with Glossy Effect


Design  
Random ( 4 Phase )



### SHADES OF GREY

STAND OUT WITH THE GRACE OF GREY, THAT JUSTIFY THE SUBTLE AURO WITH SERENITY AROUND THE SPACES.







## TERRAZZO COPPER

Available size :  
800x1600mm

Thickness  
9mm

Finish  
Matt Finish with Glossy Effect

Design  
Random ( 4 Phase )



### ATTRACTIVENESS

WHITE WITH SPLASHES OF COLORS ADDS TO THE LIVELINESS OF THE SPACE, VIBRATING HIGH.






## GRAVEL GREY

Available size :  
800x1600mm

Thickness  
9mm

Finish  
Matt Finish with Glossy Effect

Design  
Random ( 4 Phase )



### IMPRESSIVE TEXTURES

CREATING A SPACE BROUGHT TO LIFE BY WARM TONES, MOST NOTABLY THE BLACK BOLD SANITARY WARE TO ADD TO ITS SOPHISTICATED LOOK.






## TERRAZZO BEIGE

Available size :  
800x1600mm

Thickness  
9mm

Finish  
Matt Finish with Glossy Effect


Design  
Random ( 4 Phase )



### SPACIOUS LOOK

CREATING A SPACE WITH WARMER TONES WHICH BRINGS OUT A SOOTHING AND CALM EFFECT.







## TERRAZZO GREY

Available size :  
800x1600mm

Thickness  
9mm

Finish  
Matt Finish with Glossy Effect

Design  
Random ( 4 Phase )













### SIMPLICITY

ADORN THE SPACE WITH NEUTRAL COLORS AND ADD BEAUTY AND CALMNESS TO IT.







# APPLICATIONS

Leading towards the enhancement of our lives, we apt to do the impossible. Same goes round here as well. Utilizing the state of the art technology, we are here to mesmerize you with surfaces which are applicable in many various spaces. These high end surfaces can be applied on the spaces which appreciates durability & endurance.

-  RESIDENTIAL
-  RESTAURANT
-  GARDEN & POOL
-  SHOPS
-  HOTELS
-  MALLS
-  OFFICE
-  PUBLIC SPACES
-  TRAIN STATION
-  AIRPORTS

# FEATURES

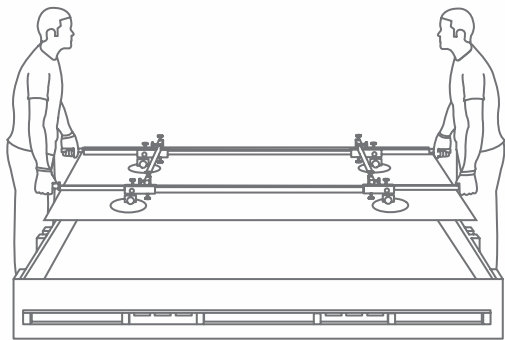
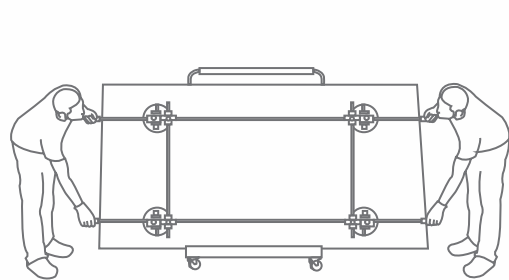
- **STRONG** : Strength is the inherent feature of our indeed creation. We strive to deliver a melange of strength, craftsmanship, and size delivering function benefits as per the requirement of ambience
- **LIGHT** : Subtleness with strong identity yet light in weight. Create interiors that interact with the architectural space with a refined look
- **SELF LEVELLING** : This next level feature create a smooth and even surface which makes it the most convenient among all.
- **GREEN** : At Motto Group, we are committed to the environment and recognize that sustainability is an significant and and crucial part of our journey, we make it happen by producing trendsetting tiles in a zero-waste manufacturing process.



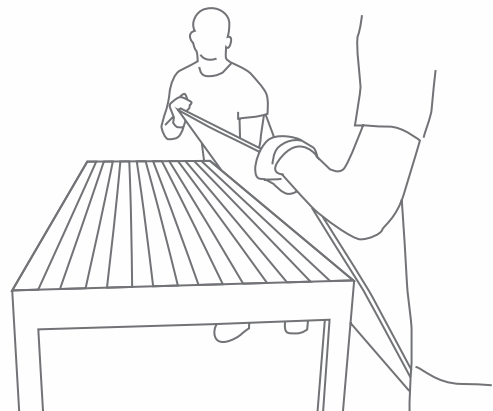
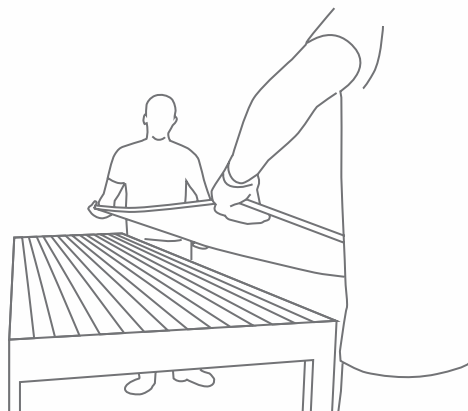
# MANUALLY TRANSPORTING

Only for 1/4" Slabs

## MOVING A IMMODERATE TILE



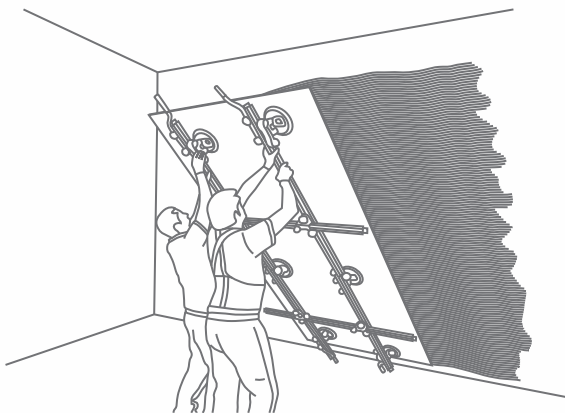
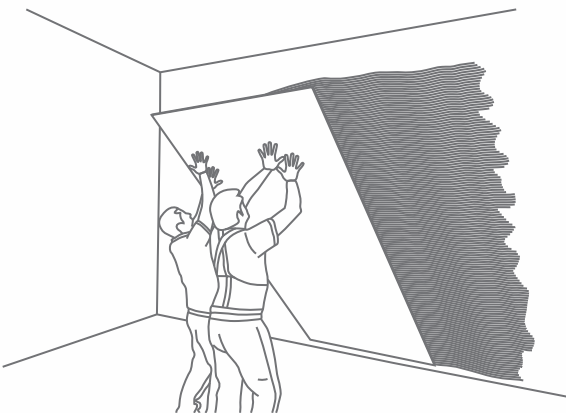
## RAISING A IMMODERATE TILE ONTO A BENCH



✗ INCORRECT

✓ CORRECT

## HANDLING IMMODERATE TILE FOR WALL



✗ INCORRECT

✓ CORRECT

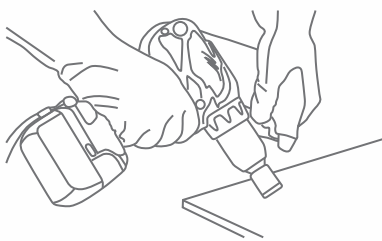

# WORKING WITH THE VARIOUS VERSIONS OF

## CUTTING WITH DIAMOND DISCS



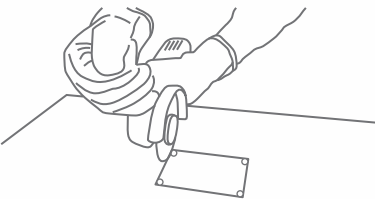
Our products can be cut using diamond discs fitted onto the hand-held electrical grinding machine. The speed of Disc rotation must be high (>10000 RPM) and should have a low feed rate (< 1 m/min). It may be required to cool the disc with water. Recommended discs are the thin types generally used for cutting porcelain stoneware. The surface should be kept on a FLAT base while cutting without any gap underneath

## DRILLING



You can use cutting discs fitted to battery-operated screwdrivers or angle grinders, electrical drills as an alternative.

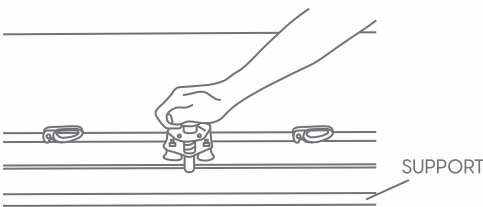
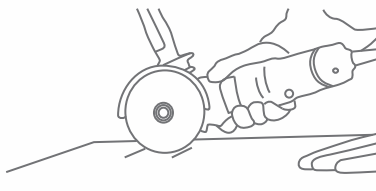
## INTERNAL CUT / L-SHAPED CUT



To get internal and L-shaped corners & to reduce the risk of breakage, round o the vertex of the internal corner using bits with a radius of at least 5mm. Then cut with diamond discs, be cautious to stop moving the cutting tool forward. To drill and cut using diamond discs, follow the instructions provided above.

- When using these tools:
- Cool the point being drilled with water
  - Don't put too much pressure and bear in mind the resistance of the type of laminated stoneware you are working on
  - If you are using tungsten bits, start drilling at a low speed
  - If you are using drills or screwdrivers, do not select hammering mode

## EDGE-FINISHING







## CLEANING & MAINTENCE

Our products are non porous (due to their high quality raw materials, stringent production parameters and state of the art technology), hence any dust or deposited waste cannot penetrate the surface.

For most cases only a damp cloth is sufficient for cleaning.

Regular cleaning highlights the aesthetic features of the surface and gives it exceptional shine.

For highly aggressive cleaning caused by some common food and substances follow the table below.

TYPE OF STAIN	CHEMICAL PRODUCT	EXAMPLE
Grease	Alkaline - Solvent	Detergent
Oil	Solvent	Ammonia, Backing Soda
Ink	Oxidant - Solvent	Alcohol, Liquid Bleach, Nail Paint Remover
Rust	Acid	Hydrochloric Acid, Vinegar, Red Harpic
Lime	Acid	Descaling Reagent, Hydro Chloric Acid
Cement	Acid	Hydro Chloric Acid
Wine	Alkaline	Ammonia, Liquid Bleach
Coffee	Alkaline - Solvent	Ammonia, Liquid Bleach
Rubber	Solvent	Alcohol, Thinner
Plaster	Acid	Hydro Chloric Acid
Candle Wax	Solvent	Alcohol, Thinner
Iodine	Oxidant	Liquid Bleach
Blood	Oxidant	Liquid Bleach
Ice Cream	Alkaline	Liquid Bleach

Note: It is recommended that any kind of stain needs to get clean immediately / as soon as possible.

## TECHNICAL SPECIFICATION

CHARACTERISTIC	STANDARD AS PER ISO-13006/2018 En14411 gr.bla	MOTTO VALUE	TEST METHOD
Regulatory Properties			
Deviation in Length & Width	±0.5%	±0.2%	ISO 10545-2
Deviation in Thickness	±5%	±5%	ISO 10545-2
Straightness of Sides	±0.5%	±0.2%	ISO 10545-2
Rectangularity	±0.5%	±0.2%	ISO 10545-2
Surface Flatness	±0.5%	±0.3%	ISO 10545-2
Colour Difference	ΔE<1.00	ΔE<0.30	ISO 10545-16
Glossiness	As per Mfg.	As per Mfg.	Gloss Meter
Structural Properties			
Water Absorption	≤0.5 %	≤0.3 %	ISO 10545-3
Apparent Density	As Per Mfg.	>2.20 g/cc	ISO 10545-3
Massive Mechanical Properties			
Moduls of Repture	Min.35N/mm²	Min.40N/mm²	ISO 10545-4
Breaking Strength	Min. 1300 N	Min. 2000 N	ISO 10545-4
Impact Resistance	As per Mfg.	Min. 0.55	ISO 10545-4
Surface Mechanical Properties			
Surface Abrasion Resistance	As per Mfg.	Min. class 3	ISO 10545-7
Moh's Hardness	As per Mfg.	Min. class 4	BS EN 15771
Thermo Hygrometric Properties			
Frost Resistance	As Per Mfg.	Frost Proof	ISO 10545-12
Thermal Shock Resistance	Min. 10 Cycle	Min. 10 Cycle	ISO 10545-9
Moisture Expansion	Max. 0.6mm/m	Max. 0.02mm/m	ISO 10545-10
Thermal Expansion	Max. 9.0 x 10 <sup>-6</sup>	Max. 6.0x10 <sup>-6</sup>	ISO 10545-8
Chemical Properties			
Chemical Resistance	As Per Mfg.	No Damage	ISO 10545-13
Stain Resistance	Resistant	Resistant	ISO 10545-14
Safety Properties			
Slip Resistance	As per Mfg.	N. A.	DIN 51130
Fire Resistance	As per Mfg.	Fire Proof	N. A.

## PACKING DETAILS

DIMENSION ( mm )	No of PC's/Box	SQUARE FEET	WEIGHT ( APPROX )
800x1600mm	2	27.5	53 Kgs

Take note :- Please follow the Company's guidelines for cutting and applying tiles. This will ensure quality and remarkable results.





**MOTTO GROUP**

8-A, National Highway, Sartanpar Road, At. Sartanpar,  
Ta. Wankaner, Morbi - 363 621, Gujarat, INDIA

**Mail.** [info@mottogroup.in](mailto:info@mottogroup.in), **Web.** [www.mottogroup.in](http://www.mottogroup.in)

**Toll-free.** 1800 123 2124

**Call.** +91 95123 80072