

800x1600mm
9mm Thickness

Neo
series



ABOUT US

Motto is one of the most dynamic & productive brands of the modern ceramic world that is brought to life by a Visionary person Mr. Mahendea Patel. Over the years the company has developed manifold. Since 2004 - the inception year, to today we have expanded our reach to national & international arenas with a capillary presence in more than 70+ countries with than 2500 satisfied customers.

Finest skills clubbed with state-of-the-art technology have helped us to carve a niche, which is stamped by authorities as we are ISO 9001:2018 Certified. Overall the company has marked its position as the leading Manufacturer, Exporter and Supplier of the exquisite Ceramic Porcelain Tiles for Wall & Floor.

www.mottogroup.in



GLIDED GLORY

It's best to know important factors while selecting tiles. We had a big goal and used cutting-edge technology to start a revolution, which caused us to plan. Our modern equipment motivates us and continuously adorns the world with unparalleled craftsmanship & unique surfaces. Our features help you in selecting the perfect tile for the perfect space.

www.mottogroup.in

FEATURES

Apt For Every Corner



9MM
Thickness



Frost
Resistance



High Load
Resistance



Thermal
Impact



Anti-slip
Finish



Removable &
Reuse



Easy to
Install



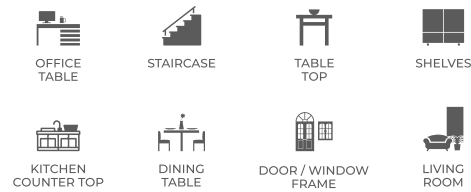
Chemical
Resistance



Ecological
Finish



Fire
Proof




NEO CEMENTO

Size: 800x1600mm

Thickness: 9mm

Finish: Matt

Type: Random






NEO CREMA

Size: 800x1600mm

Thickness: 9mm

Finish: Matt

Type: Random



MOTTO

FUTURE SURFACES



CONTINUA+


NEO CRETE


Size: 800x1600mm

Thickness: 9mm

Finish: Matt

Type: Random






NEO GRAPHITE

Size: 800x1600mm

Thickness: 9mm

Finish: Matt

Type: Random





CONTINUA+




NEO GREY


Size: 800x1600mm

Thickness: 9mm

Finish: Matt

Type: Random






NEO GRIS

Size: 800x1600mm

Thickness: 9mm

Finish: Matt

Type: Random



MOTTO

FUTURE SURFACES



NEO NERO

Size: 800x1600mm

Thickness: 9mm

Finish: Matt

Type: Random



MOTTO
FUTURE SURFACES

CONTINUA+


NEO WHITE

Size: 800x1600mm

Thickness: 9mm

Finish: Matt

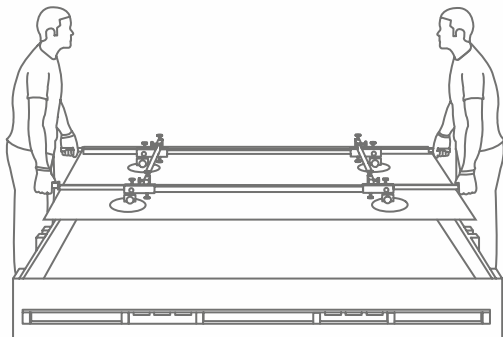
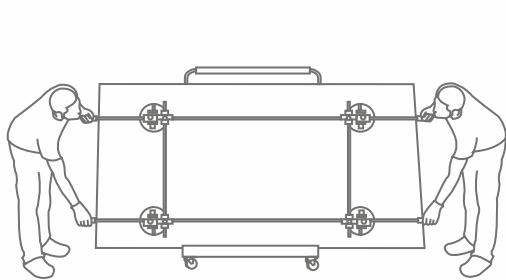
Type: Random



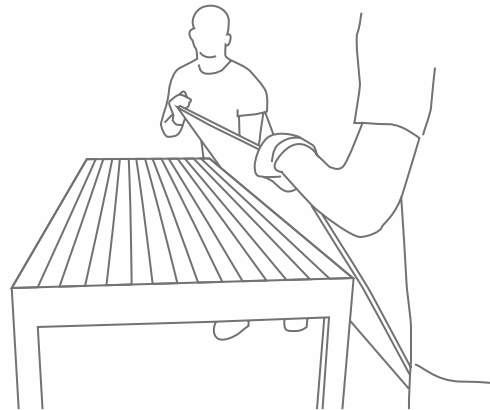
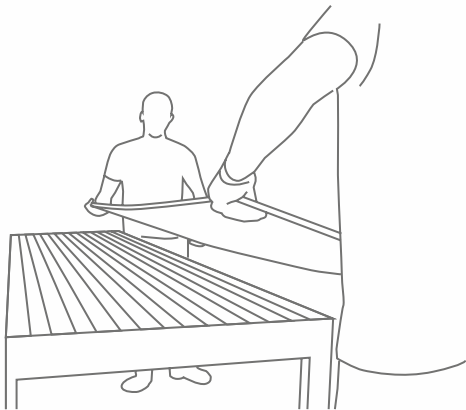
MANUALLY TRANSPORTING TILES

Only for 1/4" Slabs

MOVING A TILE



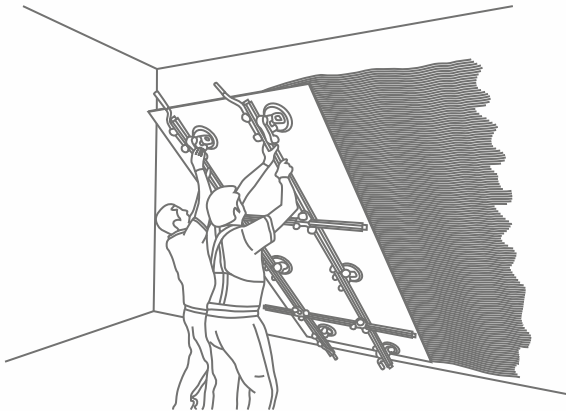
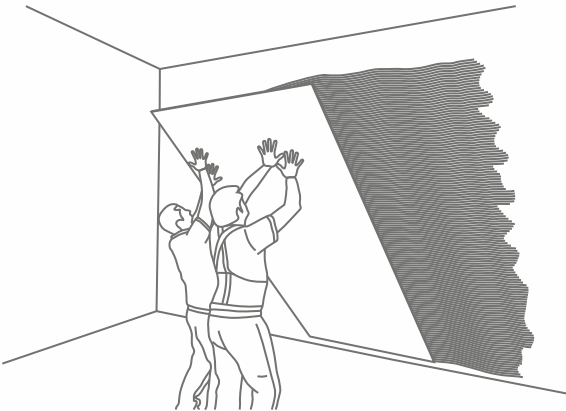
RAISING A IMMODERATE TILE ONTO A BENCH



✗ INCORRECT

✓ CORRECT

HANDLING IMMODERATE TILE FOR WALL

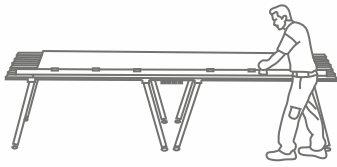


✗ INCORRECT

✓ CORRECT

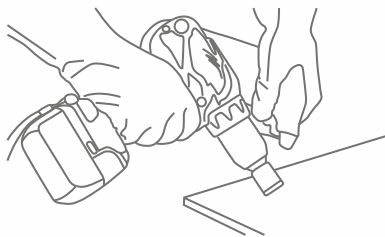

WORKING WITH THE VARIOUS VERSIONS OF TILES

CUTTING WITH DIAMOND DISCS



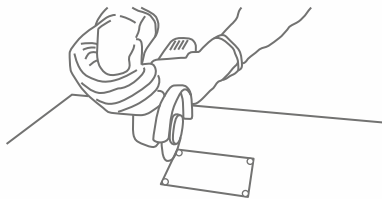
Our products can be cut using diamond discs fitted onto the hand-held electrical grinding machine. The speed of Disc rotation must be high (>10000 RPM) and should have a low feed rate (< 1 m/min). It may be required to cool the disc with water. Recommended discs are the thin types generally used for cutting porcelain stoneware. The surface should be kept on a FLAT base while cutting without any gap underneath

DRILLING



You can use cutting discs fitted to battery-operated screwdrivers or angle grinders, electrical drills as an alternative.

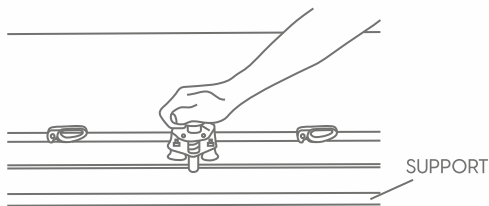
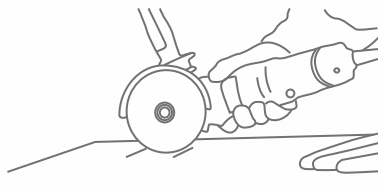
INTERNAL CUT / L-SHAPED CUT



To get internal and L-shaped corners & to reduce the risk of breakage, round o the vertex of the internal corner using bits with a radius of at least 5mm. Then cut with diamond discs, be cautious to stop moving the cutting tool forward. To drill and cut using diamond discs, follow the instructions provided above.

When using these tools:
-Cool the point being drilled with water
-Don't put too much pressure and bear in mind the resistance of the type of laminated stoneware you are working on
-If you are using tungsten bits, start drilling at a low speed
-If you are using drills or screwdrivers, do not select hammering mode

EDGE-FINISHING




INSTRUCTIONS FOR MANUAL INSTALLATION

SINGLE LAYER METHOD



DOUBLE-LAYER METHOD



COMPRESSING THE TILE



IMPORTANT

All cutout corners must have a minimum radiuses of more than 1/4" when the kitchen design allows as it makes the countertop firmer. diameter of 1/4".Never leave 90° angles.We recommend



✓ CORRECT



✗ INCORRECT



✗ INCORRECT



✗ INCORRECT

CLEANING & MAINTENCE

Our products are non porous (due to their high quality raw materials, stringent production parameters and state of the art technology), hence any dust or deposited waste cannot penetrate the surface.

For most cases only a damp cloth is sufficient for cleaning.

Regular cleaning highlights the aesthetic features of the surface and gives it exceptional shine.

For highly aggressive cleaning caused by some common food and substances follow the table below.

TYPE OF STAIN	CHEMICAL PRODUCT	EXAMPLE
Grease	Alkaline - Solvent	Detergent
Oil	Solvent	Ammonia, Backing Soda
Ink	Oxidant - Solvent	Alcohol, Liquid Bleach, Nail Paint Remover
Rust	Acid	Hydrochloric Acid, Vinegar, Red Harpic
Lime	Acid	Descaling Reagent, Hydro Chloric Acid
Cement	Acid	Hydro Chloric Acid
Wine	Alkaline	Ammonia, Liquid Bleach
Coffee	Alkaline - Solvent	Ammonia, Liquid Bleach
Rubber	Solvent	Alcohol, Thinner
Plaster	Acid	Hydro Chloric Acid
Candle Wax	Solvent	Alcohol, Thinner
Iodine	Oxidant	Liquid Bleach
Blood	Oxidant	Liquid Bleach
Ice Cream	Alkaline	Liquid Bleach

Note: It is recommended that any kind of stain needs to get clean immediately / as soon as possible.

TECHNICAL SPECIFICATIONS

CHARACTERISTIC	STANDARD AS PER ISO-13006/2018 En14411 gr.bla	MOTTO VALUE	TEST METHOD
Regulatory Properties			
Deviation in Length & Width	±0.5%	±0.2%	ISO 10545-2
Deviation in Thickness	±5%	±5%	ISO 10545-2
Straightness of Sides	±0.5%	±0.2%	ISO 10545-2
Rectangularity	±0.5%	±0.2%	ISO 10545-2
Surface Flatness	±0.5%	±0.3%	ISO 10545-2
Colour Difference	ΔE<1.00	ΔE<0.30	ISO 10545-16
Glossiness	As per Mfg.	As Per Mfg.	GlossMeter
Structural Properties			
Water Absorption	≤0.5 %	≤0.3 %	ISO 10545-3
Apparent Density	As Per Mfg.	>2.20 g/cc	ISO 10545-3
Massive Mechanical Properties			
Modulus of Repture	Min.35N/mm²	Min.40N/mm²	ISO 10545-4
Breaking Strength	Min. 1300 N	Min. 2000 N	ISO 10545-4
Impact Resistance	As per Mfg.	Min. 0.55	ISO 10545-4
Surface Mechanical Properties			
Surface Abrasion Resistance	As per Mfg.	Min. class 3	ISO 10545-7
Moh's Hardness	As per Mfg.	Min. class 4	BS EN 15771
Thermo Hygrometric Properties			
Frost Resistance	As Per Mfg.	Frost Proof	ISO 10545-12
Thermal Shock Resistance	Min. 10 Cycle	Min. 10 Cycle	ISO 10545-9
Moisture Expansion	Max. 0.6mm/m	Max. 0.02mm/m	ISO 10545-10
Thermal Expansion	Max. 9.0 x 10 ⁻⁶	Max. 6.0x10 ⁻⁶	ISO 10545-8
Chemical Properties			
Chemical Resistance	As Per Mfg.	No Damage	ISO 10545-13
Stain Resistance	Resistant	Resistant	ISO 10545-14
Safety Properties			
Slip Resistance	As per Mfg.	N. A.	DIN 51130
Fire Resistance	As per Mfg.	Fire Proof	N. A.

PACKING DETAILS

Dimension (mm)	No. of PC's/Box	Square Feet	Weight (Approx)
800x1600mm	2 Pcs.	27.5 Sq. Feet	52 Kg.



MOTTO GROUP

8-A N.H., Sartanpar Road, At, Sartanpar,
Ta. Wakaner, Morbi - 363 621, Gujarat, INDIA.

E-mail : sales@mottogroup.in | www.mottogroup.in

Toll-free Number : 1800 123 2124